



# Leucite, nepheline and nepheline syenite



252930 (HARMONIZED SYSTEM 1992 FOR 6-DIGIT)

2021  
WORLD TRADE  
**\$185M**  
RNK 3763 / 4641

2021  
TOP EXPORTER | TOP IMPORTER  
**\$110M** | **\$98.8M**  
CANADA | UNITED STATES

2021  
PRODUCT COMPLEXITY  
**0.43**  
RNK 1794 / 4648

2020 - 2021  
EXPORT GROWTH (CAGR)  
**9.99%**  
RNK 3446 / 4641

2018  
MEAN TARIFF  
**2.57%**  
RNK 6056 / 6538

2021  
SHARE OF WORLD TRADE  
**0.00088%**  
RNK 3763 / 4641



LATEST TRENDS



HISTORICAL DATA



PRODUCT COMPLEXITY

## OVERVIEW

This page contains the latest trade data of Leucite, nepheline and nepheline syenite. In 2021, **Leucite, nepheline and nepheline syenite** were the world's 3763rd most traded product, with a total trade of \$185M. Between 2020 and 2021 the exports of **Leucite, nepheline and nepheline syenite** grew by 9.99%, from \$168M to \$185M. Trade in **Leucite, nepheline and nepheline syenite** represent 0.00088% of total world trade.

Leucite, nepheline and nepheline syenite are a part of [Feldspar](#).

## EXPORTS

In 2021 the top exporters of **Leucite, nepheline and nepheline syenite** were [Canada](#) (\$110M), [Norway](#) (\$53.1M), [United States](#) (\$5.1M), [Netherlands](#) (\$3.44M), and [Poland](#) (\$2.79M).

## IMPORTS

In 2021 the top importers of **Leucite, nepheline and nepheline syenite** were [United States](#) (\$98.8M), [Poland](#) (\$11.2M), [Netherlands](#) (\$9.48M), [Spain](#) (\$8.24M), and [Germany](#) (\$6.9M).

## TARIFFS

In 2018 the average tariff for **Leucite, nepheline and nepheline syenite** was 2.57%, making it the 6056th lowest tariff using the HS6 product classification.

## RANKING

**Leucite, nepheline and nepheline syenite** ranks 1794th in the Product Complexity Index (PCI).

## DESCRIPTION

Leucite, nepheline, and nepheline syenite are all calcium-aluminum-rich silicates. Leucite and nepheline are both feldspars, which means they are minerals with feldspar-like properties. Nepheline syenite is a type of rock which is made up of feldspar, nepheline, and syenite. Leucite and nepheline are usually used in glass production, nepheline syenite is used in road construction, and all three are used in ceramics.

# Exporters and Importers

## TRADE BY COUNTRY

YEAR

TOP ORIGIN (2021)

Canada

\$110M

TOP DESTINATION (2021)

United States

\$98.8M

*Leucite, nepheline and nepheline syenite* are the world's 3763rd most traded product.

In 2021, the top exporters of *Leucite, nepheline and nepheline syenite* were Canada (\$110M), Norway (\$53.1M), United States (\$5.1M), Netherlands (\$3.44M), and Poland (\$2.79M).

In 2021, the top importers of *Leucite, nepheline and nepheline syenite* were United States (\$98.8M), Poland (\$11.2M), Netherlands (\$9.48M), Spain (\$8.24M), and Germany (\$6.9M).

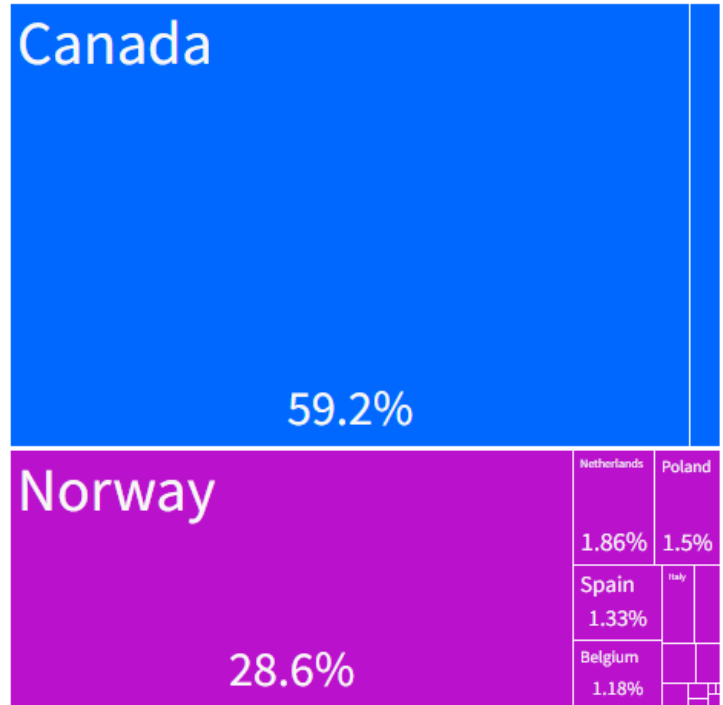
Explore Visualizations

Data from [BACI HS6 REV. 1992 \(1995 - 2021\)](#).

## Exporters of Leucite, nepheline and nepheline syenite (2021)

[Click to Select a Country]

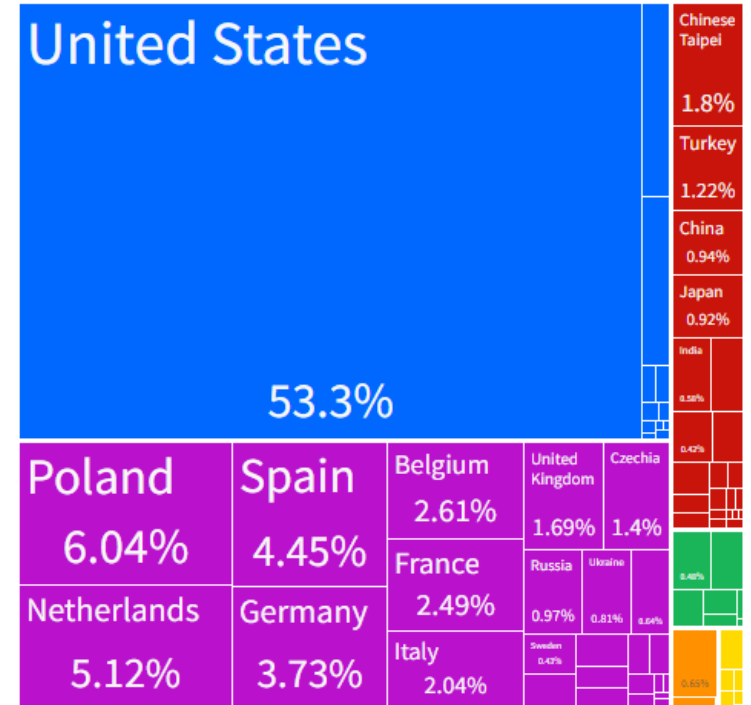
Total: \$185M



## Importers of Leucite, nepheline and nepheline syenite (2021)

[Click to Select a Country]

Total: \$185M



YEAR 2021

TOP NET EXPORTER

(2021)

Canada

\$108M

TOP NET IMPORTER

(2021)

United States

\$93.7M



This map shows which countries export or import more of **Leucite, nepheline and nepheline syenite**. Each country is colored based on the difference in exports and imports of **Leucite, nepheline and nepheline syenite** during 2021.

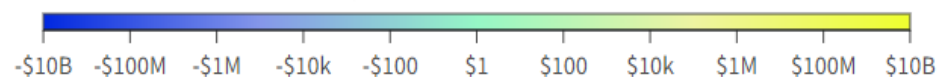
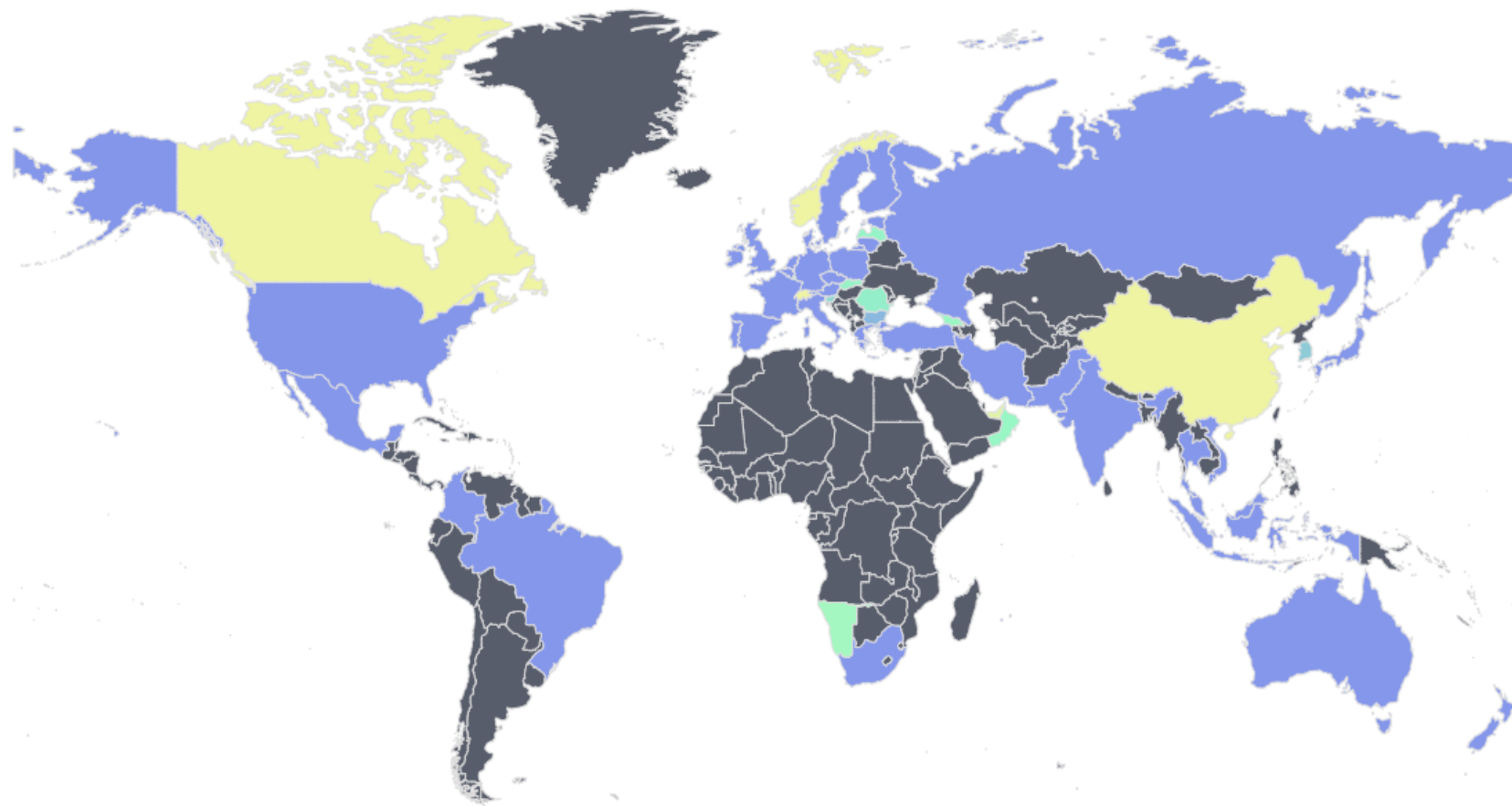
In 2021, the countries that had a largest trade value in exports than in imports of **Leucite, nepheline and nepheline syenite** were Canada (\$108M), Norway (\$52.7M), China (\$388k), Switzerland (\$113k), and United Arab Emirates (\$83.6k).

In 2021, the countries that had a largest trade value in imports than in exports of **Leucite, nepheline and nepheline syenite** were United States (\$93.7M), Poland (\$8.4M), Germany (\$6.43M), Netherlands (\$6.04M), and Spain (\$5.79M).

Data from BACI HS6 REV. 1992 (1995 - 2021).



### Net Trade (2021)



# Country Comparison

CONTINENTS All

FLOW

Imports

Exports

MEASURE

Rate

Value

Growth (%)

RANKING

Top 10

Bottom 10

This visualization shows the countries that have an important ratio of their trade related to **Leucite, nepheline and nepheline syenite**.

It is possible to select the main countries that export or import **Leucite, nepheline and nepheline syenite** in the world, or by continent, as well as select the measure of interest.

Data from [BACI HS6 REV. 1992 \(1995 - 2021\)](#).

